

# RAK5xx video module third-party software User manual V1.0

Note:This document is using for

**RAK5206 ,RAK566,RAK5270,RAK5260,RAK553,RAK5610,RAK5611** and the corresponding  
customized module.

Shenzhen Rakwireless Technology Co.,Ltd [www.rakwireless.com](http://www.rakwireless.com)

Mail: [info@rakwireless.com](mailto:info@rakwireless.com)

## Content

1 Overview.....	3
2 Tools.....	3
3 Connect WIFI .....	3
4 Get IP address .....	4
5 Play the video .....	5
6 Sales and Technical Support .....	7
7 Revision&History.....	8

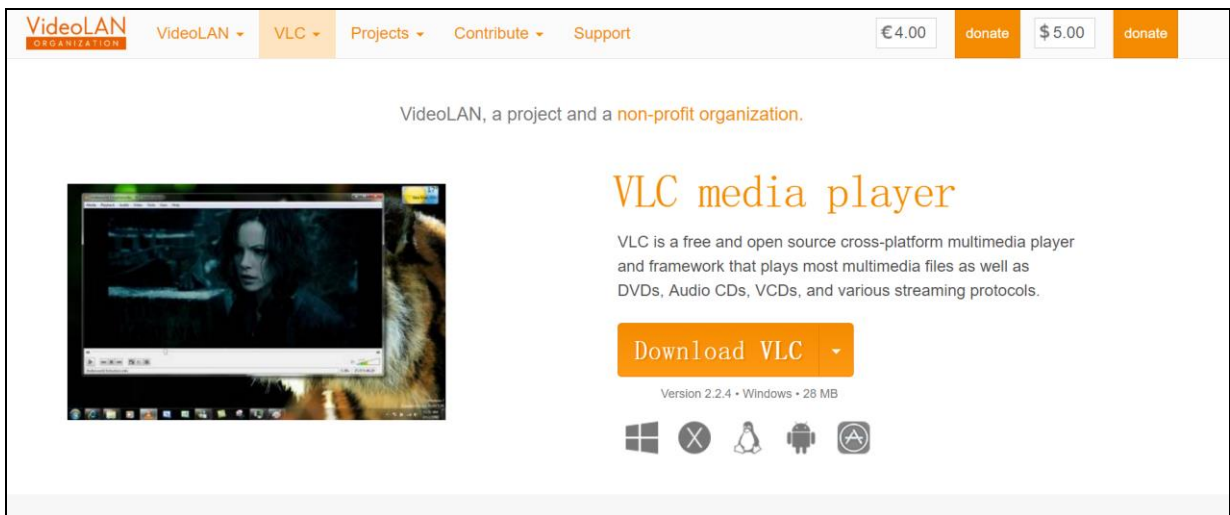
# 1 Overview

This document is using for RAK video product . RAK can not support more development for RTSP video inaction for personage. if you want to customize RTSP to other paltform ,such as window PC or window Phone ,please [contact us](#) .

Rakwireless all rights reserved .

# 2 Tools

RAK video module support standard RTSP video stream. So you can use any others software to request the video stream and play . such as **VLC PLAYER**. Or you can download from here : <http://www.videolan.org/vlc/index.html>. This is a open source software . so you can also download the source code from the website .



# 3 Connect WIFI

Please power on RAK's video module . RAK module work in 5.8GHz band . so if

want to use PC or smartphone to play the module , you have to make sure your PC or phone supporting 5.8GHz WIFI . such as thinkpad T450 ,T460 ,Iphone 5s and newer iphone. Or you can plug a new USB dongle which support 5.8GHz band into PC .



Note: The different module have different wifi name . the example is based on RAK566 .

## 4 Get IP address

We have a detailed description in every module's user manual .

**Note : Please make sure your smartphone supporting 5G WIFI !**

4.1, Firstly,power on the receiver and transmitter and waiting the blue LED light more than 10s. Open your smartphone's WIFI setting and connect the receiver's SOFTAP name ( FS\_5G\_AP\_XXXXXX or Flylink\_XXXXXX ) .



4.2, Please make sure your transmitter's blue LED lighting more than 10s.open

RAKVIDEO app and waiting APP find a new device ,such as named 67054F device.blue color means the device is online .if you don't find the new device ,please click the refresh icon in the top-right position.

**Note: please don't click the add icon. It is not using for Flylink HD product.**



4.3, Suggest select the software Encode and that have good compatibility. The default password is admin, and connect to view the video. The smartphone's landscape mode will make the video full-screen play.

4.4, when you connnet the video ,the starting time will show the module **IP address** . Flylink HD can support local video play and record and serial port data interaction.the default video resolution is 720P. Temporary does not support SD record.



So far, you can get the IP address now .

## 5 Play the video

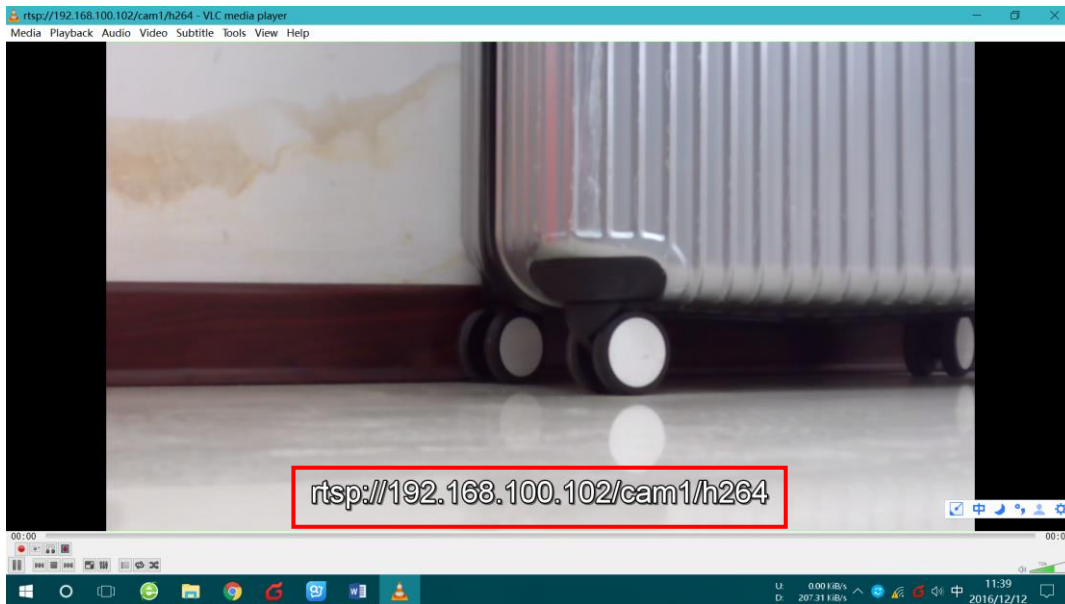
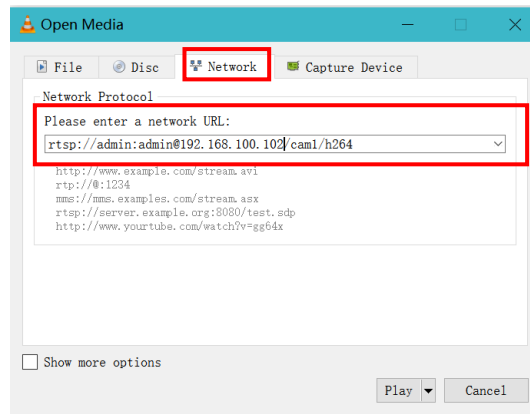
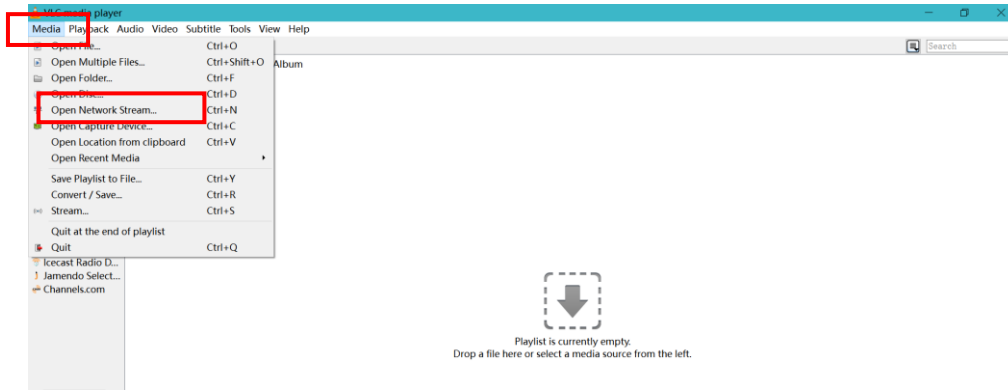
Open the path . Media -> open network stream. -> network -> input the RTSP link -> click play.

RAK video module's RTSP link :

**rtsp://admin:admin@IP:554/cam1/h264**

**or : rtsp:// IP:554/cam1/h264 and then input the user name and password(both are admin)**

**such as : rtsp://admin:admin@192.168.100.102:554/cam1/h264**



## 6 Sales and Technical Support

### Shenzhen Headquarters

Room 1007, Hangsheng Technology Building, South Four Road, Science and Technology Park,

Nanshan District, Shenzhen

Email: ken.yu@rakwireless.com

TEL: 0755-86108311

### Shanghai R&D Center

B205 Lvliang Technology Pioneer Park, 2588 Hongmei South Road, Minhang District, Shanghai

Email: steven.tang@rakwireless.com

TEL: 021-61553990

### Beijing Office

Tencent Zhongchang Zone, Huilongguan, Changping District, Beijing

Email: allan.jin@rakwireless.com

## 7 Revision&History

Version	Update	Date
V1.0	Initial Draft	2016-12-11